





# F&C Index Linked Quarterly Fund Factsheet

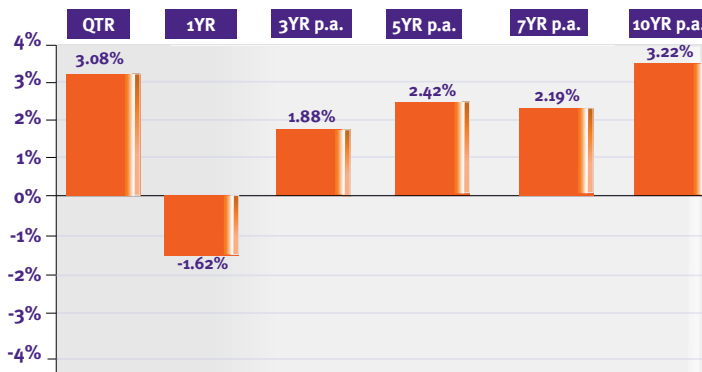
Quarter 1, 2012

## Fund Snapshot

Size	€11.8M
Asset	 (Fixed Interest/Bonds)
Holdings	10
Regions Covered	 1
Diversification	
Overall Risk rating	low  2 high

## Fund Performance

Source: MoneyMate.



## Market Commentary

Eurozone periphery markets enjoyed a strong start to the year, buoyed by the ECB's move to offer cheap liquidity to the banks. This led to the buying of periphery bonds after yields reached very high levels. However, European breakevens rallied less than their US counterparts at the short end of the maturity spectrum. This is partly explained by the continued improvement in economic activity data (particularly in Germany) and scepticism that the price of oil can remain at elevated levels. Given the increase in demand for AAA assets, Denmark announced its intention to launch index-linked bonds, starting with a 2023 maturity.

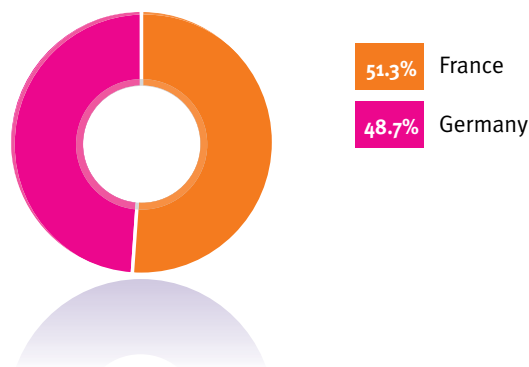
The Fund's performance was close to the benchmark over the quarter. Relative returns were negatively impacted by the underweighting of France as spreads in French bonds tightened a little after the announcement of the credit rating downgrade. However, this was offset by positive influence of rising inflation expectations.

## Fund Summary

The Index Linked Fund invests primarily in Eurozone inflation linked bonds. These bonds pay dividends which increase with inflation and can therefore be suitable for matching inflation linked liabilities. The benchmark index of this fund is the Barclays Euro Government Inflation Linked Bond Index All Maturities.

The inflation rate of the underlying securities will be linked to either local or to Eurozone inflation rates and this can vary from Irish inflation.

## Geographical Breakdown of Bonds



Looking forward to your future

**Warning: Past performance is not a reliable guide to future performance.**  
**Warning: The value of your investment may go down as well as up.**  
**Warning: Funds may be affected by changes in currency exchange rates.**  
**Warning: If you invest in this product you may lose some or all the money you invest.**

Information source:  
 F&C Asset Management Ltd.,  
 unless otherwise stated.  
 All figures quoted are as at  
 31st March 2012.